

Request for Meter Activation for Construction Heat

Enbridge Gas Distribution needs a minimum 72 hours (3 business days) notice of requiring this service. Please specify the required date for meter activation and the expected occupancy date for each residential property.

A charge will apply.

Dedicated Builder fax number **1-800-494-6411**

To enter your request online, go to **buildwithgas.com**
and click on "Meter Activation for Construction Heat" form.



Using natural gas for construction heat, allows your project to stay on schedule and budget. Natural gas heaters are easy to install and provide significant cost savings compared to propane heaters. Whether you use an installed furnace or rent a temporary construction heater, natural gas is an efficient and cost-effective choice.

Builders are required to contact Enbridge to have Enbridge activate the meter set for construction heat purposes. As part of Enbridge's process, builders are required to pay an inspection charge of \$70 + HST to activate natural gas for construction heat. This fee includes a site visit to assess your installation and determine whether it meets the criteria set forth in the Enbridge guidelines for construction heat.

Please see the reverse side for a sample of a completed form. ►

Construction Heat Fax Transmission: 1-800-494-6411





When natural gas is being supplied to a residential building for the first time, Enbridge Gas Distribution must examine the installation of all appliances prior to activation.

Note: Only Enbridge has authority to turn on the natural gas meter set and activate the service. A charge of \$70 + HST will apply.

Certificate Holder information must be documented on site and provided for reference when Enbridge performs meter activation for Construction Heat. Any appliance being used for Construction Heat must be installed by a licensed certificate holder and be operated by a qualified individual (i.e G1, G2 and/or ROT holder).

- MINIMUM 72 HOURS NOTICE REQUIRED. (3 business days)
- Faxes received after 4pm will be considered as being received the next day.

(Please check applicable box)

<input checked="" type="checkbox"/>		Meter Activation For Temporary Construction Heater(s)
<input type="checkbox"/>		Meter Activation For Furnace to Heat a Residence(s) Under Construction

Current Date: January 4, 2016	Builder's Name: ABC	
Site Contact's Name: John Doe	Cell: (###) 555 - 1234	Email: John.Doe@example.com
Subdivision: DEF	Site Telephone Number: (###) 555 - 1234	Site Fax Number: (###) 555 - 1234

City	Lot #	Municipal Address	Unit #	Meter Number	Date Required	Expected Occupancy (e.g. spring, October...)
Markham	16	86 James Lane		SN 8243681	Jan 8, 2016	Summer 2016
Markham	25	97 James Lane		SN 1234567	Jan 12, 2016	Sept 2016

Special Instructions:

Construction Heat Fax Transmission: 1-800-494-6411





When natural gas is being supplied to a residential building for the first time, Enbridge Gas Distribution must examine the installation of all appliances prior to activation.

Note: Only Enbridge has authority to turn on the natural gas meter set and activate the service. A charge of \$70 + HST will apply.

Certificate Holder information must be documented on site and provided for reference when Enbridge performs meter activation for Construction Heat. Any appliance being used for Construction Heat must be installed by a licensed certificate holder and be operated by a qualified individual (i.e G1, G2 and/or ROT holder).

- MINIMUM 72 HOURS NOTICE REQUIRED. (3 business days)
- Faxes received after 4pm will be considered as being received the next day.

(Please check applicable box)

<input type="checkbox"/>		Meter Activation For Temporary Construction Heater(s)
<input type="checkbox"/>		Meter Activation For Furnace to Heat a Residence(s) Under Construction

Current Date:	Builder's Name:	
Site Contact's Name:	Cell:	Email:
Subdivision:	Site Telephone Number:	Site Fax Number:

City	Lot #	Municipal Address	Unit #	Meter Number	Date Required	Expected Occupancy (e.g. spring, October...)

Special Instructions: