

! Emergency Procedures for a Damaged Gas Line

If a natural gas pipeline or pipeline coating is damaged, you need to take immediate action:

- If safe to do so, shut off vehicles or equipment and eliminate any ignition sources
- Leave the area quickly and move to a safe position upwind of the damage
- Once away from the area, call our 24-hour emergency number
- Don't go near the leak, don't try to control leaking gas and don't make any repairs
- Leave the natural gas pipeline exposed and keep all people at a safe distance
- Call 911 if there is a fire or if public safety is at risk



☎ Contact Information

Assistance With Natural Gas Locates and Safe Digging Practices

Enbridge Gas Damage Prevention Department
1-866-922-3622

Natural Gas Safety Information

www.enbridgegas.com/safety
www.sixsecondsafety.com

Request Locates

Ontario One Call
1-800-400-2255
www.on1call.com

General Questions

1-877-362-7434 (24 hours a day, 7 days a week)
www.enbridgegas.com

24-HOUR EMERGENCY NUMBER

1-866-763-5427

Damage to a natural gas pipeline can result in a gas leak, fire or explosion.

Signs that a natural gas pipeline has been damaged include the smell of natural gas (like rotten eggs), a hissing sound, blowing dirt or bubbling water.

If you damage or hit a natural gas pipeline, leave the area and call our 24-hour emergency number.

It's important that you call even if the pipeline isn't visibly broken. A dent, scrape or damage to the coating could lead to a gas leak months or even years later.


EN.030.620 (2015/04)



Safe Digging Around Natural Gas Pipelines



A Guide for Homeowners



Natural Gas Pipeline

Before You Start Working Call or Click Before You Dig

It's the law and knowing what's below protects you and your family.

Digging? Planting shrubs? Installing a fence? It's the law to have utility locates before you start. Contact Ontario One Call at least five business days in advance to request this **free service**.



If necessary, a locator will visit the site to mark the location of underground natural gas pipelines with yellow paint, stakes or flags. If markings aren't required you will still receive a locate sheet.











The most common source of natural gas pipeline damages are people accidentally hitting a pipeline while digging. This can have serious consequences, including:

- Injury to yourself and others
- Disruption of vital services to an entire neighbourhood
- Expensive repairs, fines and legal action

What is a Locate?

You've probably seen spray-painted lines on streets, sidewalks and lawns. These markings indicate the presence of underground natural gas pipelines and other utilities. Knowing where these are located will help you complete your project safely.

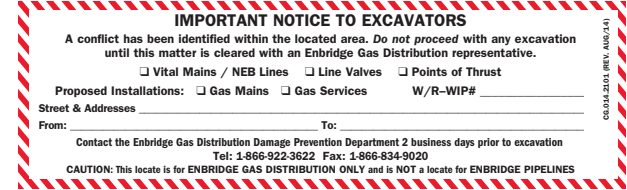
Different coloured paint or flags are used to mark each type of utility:

-  Electric/Hydro
-  Gas/Oil/Steam
-  Water
-  Communication/CATV
-  Sewers & Drain Lines
-  Reclaimed Water, Irrigation & Slurry Lines
-  Temporary Survey Markings
-  Proposed Excavation Area

A valid locate includes both ground markings and a locate sheet identifying the location of underground utilities. The locates are valid for 30 days and the hard copy locate sheet must be on site at all times.

Always Dig Safely

Review your locate sheet - if you see a sticker that reads "Important Notice to Excavators," follow the instructions.



IMPORTANT NOTICE TO EXCAVATORS
A conflict has been identified within the located area. Do not proceed with any excavation until this matter is cleared with an Enbridge Gas Distribution representative.
 Vital Mains / NEB Lines Line Valves Points of Thrust
Proposed Installations: Gas Mains Gas Services W/R-WIP# _____
Street & Addresses _____
From: _____ To: _____
Contact the Enbridge Gas Distribution Damage Prevention Department 2 business days prior to excavation
Tel: 1-866-922-3622 Fax: 1-866-934-9020
CAUTION: This locate is for ENBRIDGE GAS DISTRIBUTION ONLY and is NOT a locate for ENBRIDGE PIPELINES

If your locates have expired, the markings aren't visible, or if they don't match the work area, you will need to request new locates.

Even with locates, it's still your responsibility to ensure you dig safely:

- Always hand dig using a shovel within one metre of the markings. Don't use picks, bars or stakes.
- Never use mechanical equipment within one metre of the markings

If natural gas pipelines not identified in the locate area are found, stop work and contact our 24-hour emergency number 1-866-763-5427 immediately. Leave the excavation open until we have inspected it.

If you see someone digging, or conducting other ground disturbance activities, and there are no flags or marks on the ground, stop the activity and ask them to call Ontario One Call.



Visit digsafe.ca for more information on the importance of calling before you dig and safe digging guidelines.