



Builder's Technical Bulletin

Enbridge Gas Distribution Meter Box Installation Guideline
for the Ottawa Area





Compliance to Meter Box Guidelines

There are several restrictions around multiple, and stacked meter boxes that must be followed. Enbridge Gas Distribution has concerns with certain multiple meter box installations as they may lead to future gas plant damages due to difficulties in locating gas services located in close proximity. The following document provides assistance for cases where multiple and/or stacked meter boxes are desired.

The meter box and its installation are designed to integrate the gas regulator, meter, and shut-off valve into the architectural design. The design contains two components: the meter box and the 2" grey PVC conduit.

It is the responsibility of the Builder to ensure the meter box guidelines and specifications are incorporated into the architectural design.


Options for Multiple Meter Installations - Acceptable Installations

Multiple meter manifolds are approved for cases where 2 or more meters are required. These installations do not use the meter box as part of the installation. Refer to Figure 1 to Figure 3.




IMPORTANT:

Failure to comply with the Meter Box Installation Guidelines may result in delays or rejected installation of the gas service. The potential of reinstatement cost(s) are the responsibility of the builder e.g. damaged gas meter, meter box or replacement of the entire gas service to correct poor installations.



ACCEPTABLE INSTALLATION

Figure 1: Multiple Meter Manifold



ACCEPTABLE INSTALLATION

Figure 2: Multiple Meter Manifold Enclosure (1 of 2)



ACCEPTABLE INSTALLATION

Figure 3: Multiple Meter Manifold Enclosure (2 of 2)

Stacked Meter Boxes – Approval Required

Configurations with stacked meter boxes must be approved by Enbridge Gas Distribution during the architectural design stage prior to installation. Failure to have stacked meter boxes approved prior to installation may result in delays or rejected installation of the gas service. Refer to Figure 4.

NOTE: Builders should be prepared for alternative designs if Enbridge Gas Distribution does not approve of the initial design.

Multiple Meter Boxes – Approval Required

The installation of 2 meter boxes side-by-side must be approved by Enbridge Gas Distribution during the architectural design stage prior to installation. Failure to have these installations approved prior to installation may result in delays or rejected installation of the gas service. Refer to Figure 5.

The installation of 2 meter boxes side-by-side with a space no smaller than 10cm in between each meter box is permitted. Refer to Figure 6.

Unacceptable Installations

Configurations with 2 sets of stacked meter boxes side-by-side are not permitted. Refer to Figure 7.

The installation of 3 or more meter boxes side-by-side is not permitted.

Please review the attached meter box guidelines and ensure all involved onsite are familiar and understand these guidelines. You can also access the Meter Box Guidelines online on our website at: www.enbridgegas.com/constructionheaters. Click on Brochures & Technical Bulletins, then select Meter Box Guidelines for Builders.

For any technical questions related to this Bulletin, please call the Technical Help Desk at 1-800-924-5634 or email Technical-Desk-VPC@enbridge.com. For any other Builder related questions, please call your local channel consultants:

**Leah Stiles (613) 748-6703,
Natalie Armstrong (613) 747-4078**

Thank you for your cooperation.



Figure 4: Stacked Meter Boxes - Approval from Enbridge Gas Distribution is required during the architectural design stage prior to installation.



Figure 5: Two Meter Boxes Side-by-side - Approval from Enbridge Gas Distribution is required during the architectural design stage prior to installation.




Figure 6: Two Meter Boxes Side-by-side with a space of at least 10cm in between is permitted.




Figure 7: Configuration with 2 sets of stacked meter boxes side-by-side. This is not permitted.